

# QUICK REFERENCE GUIDE

## CONNECTION PANEL

### Overview

The **Connection Panel** is a view of TheGreenBow's, Windows VPN Client. It allows you to easily open and close the configured VPN connections. As the **Connection Panel** is entirely configurable by the administrator, the available connections and functions depend on the choices made.

This guide describes the panel's interface and how to use it.



### Starting the software

The **Connection Panel** is launched automatically either before or after the Windows user session starts, according to how the administrator has configured the software. Otherwise, it is launched when the software is started from the shortcut on the desktop or when clicking the program name in the Windows **Start** menu.

The first time it is started, the main screen of the **Connection Panel** is displayed in the center of the screen. All subsequent times it is opened, the **Connection Panel** will return to the position it was in when it was last closed.


## Main features


The administrator can choose the VPN connection that are shown in the **Connection Panel** as well as rename and sort them.


You can open multiple VPN connections at the same time.


## Color codes

The connection status indicator button in the **Connection Panel** can take one of the following colors depending on the current connection status:

- 


Connection closed.  
Click this icon to open the VPN configuration for this connection in the **Configuration Panel**.  
Caution: Access to the **Configuration Panel** may be restricted.
- 


Connection being opened or closed.
- 

Connection open. When there is traffic on this connection, the color intensity of the disk at the center of the icon changes.
- 

The connection experienced an incident while opening or closing. Clicking the warning icon will open a pop-up window giving detailed or additional information about the incident.

The taskbar icon can take one of the following colors depending on the current connection status:

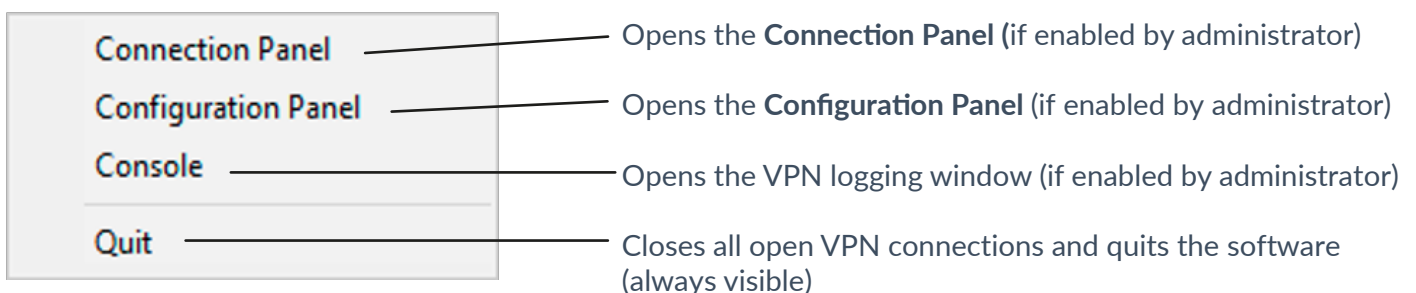
- 

Blue icon: no VPN connection open
- 

Green icon: at least one VPN connection is open

## Contextual menu

Right-clicking the icon in the taskbar or in the notification area displays the contextual menu associated with the icon : Depending on the administrator's choices, it provides the following options:



## Shortcuts

- |                 |  |
|-----------------|--|
| Esc (or Alt+F4) | Closes the <b>Connection Panel</b>                                 |
| Ctrl+Enter      | Opens the <b>Configuration Panel</b> (if enabled by administrator) |
| Ctrl+O          | Opens the selected VPN connection                                  |
| Ctrl+W          | Closes the selected VPN connection                                 |
| Up/down arrows  | Moves the cursor from one VPN connection to another                |