

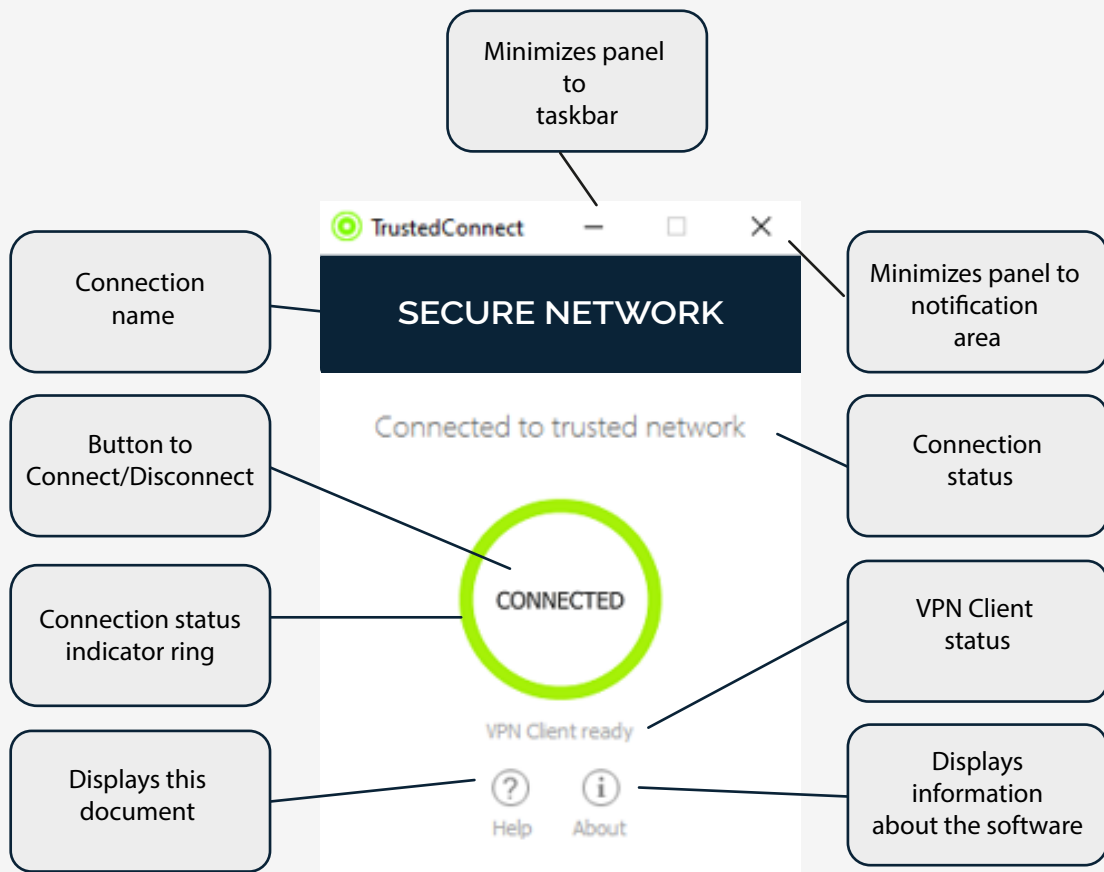
QUICK REFERENCE GUIDE

TRUSTEDCONNECT PANEL

Overview

The **TrustedConnect Panel** is the user view of TheGreenBow Windows Enterprise VPN Client. It provides an optimal user experience, focused on ease-of-use and security.

This guide describes the panel's interface and how to use it.



Running the software

The **TrustedConnect Panel** is launched automatically either before or after the Windows user session starts, according to how the administrator has configured the software.

The first time it is started, the main screen of the **TrustedConnect Panel** is displayed in the center of the screen. All subsequent times it is opened, the **TrustedConnect Panel** will return to the position it was in when it was last closed.









Main features

The TrustedConnect Panel allows you to permanently keep a secure connection to the trusted network thanks to the following features :

- **TND (Trusted Network Detect)** : Used to determine whether the workstation is within the trusted network based on the DNS suffixes and on the beacon identification
- **Always-On** : Ensures that the connection remains secure whenever the network interface changes, for example, between Ethernet, Wi-Fi and 4G/5G

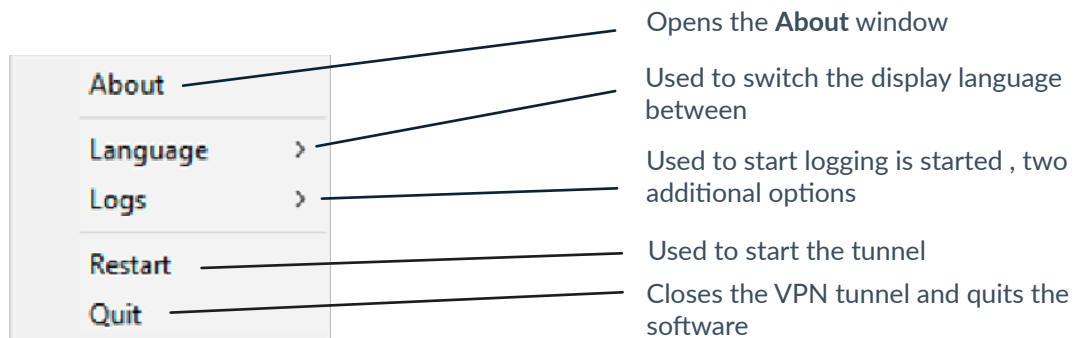
Task icon and color codes

When minimized to the taskbar or notification area the TrustedConnect icon may take on the following colors according to its current state :

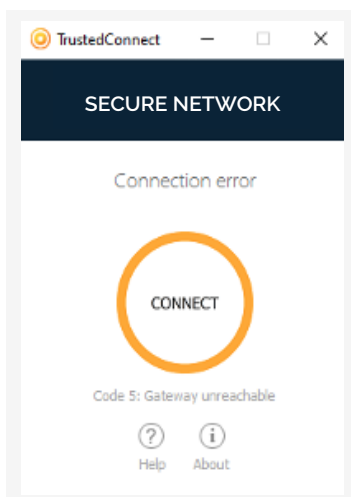
-   TrustedConnect Panel is not managing any connection on the workstation. Generally, this state is encountered when the user explicitly requests the VPN connection to be closed.
-   Device directly connected to the trusted corporate network. Please note that the administrator may have disabled this color, in which case this status will be shown in green.
-   Device connected to corporate network through a VPN connection. The workstation thus is physically located on a network that is not considered as trusted.
-   Could not establish a VPN connection.

Contextual menu

Right clicking the icon in the taskbar or notification area opens the contextual menu. It provides the following options :



Error cases



An orange connection status ring, an error code, and a brief message describing the error are shown in the TrustedConnect Panel to identify the main error cases.

Contact the network administrator to resolve the issue. The error code shown may provide some indication or explanation as to the issue encountered.

The list of error is provided in the appendix of the Administrator's Guide.